

ECLIPSE LINNOX BURNERS

Ultra Low NO_x Air Heat Duct Burners

Ultra low emission technology delivers clean combustion and excellent heat distribution

The Eclipse Linnox burner is designed for direct fired air heating where ultra low amounts of NO_x and CO are required to meet legislative and/or process requirements.


The emissions in the undiluted flue gases are less than 15 ppm NO_x at nominal input and less than 100 ppm CO, corrected to 3% oxygen and firing on natural gas.

Linnox is a premix burner and is typically supplied with a mixer mounted to a side-plate for insertion into the process air duct. The pilot ignitor and flame rod or UV adapter are installed on the mounting plate. The gas/air mixture is mixed in a specially designed gas nozzle and mixing plate. The mixing section is on the outside of the burner mounting plate.

Advanced design features

The Linnox burner incorporates a carbon or stainless steel mixture chamber on which the burner modules are mounted. The burner modules are available with a wide variety of inputs. This makes the burner system an ideal source for industrial drying processes where good heat distribution and temperature uniformity are essential. The gas/air ratio is controlled by a proportionator which uses the modulated air pressure to deliver the correct amount of gas to the burner.

The flame is protected by a heat resistant combustion chamber, and is essential to achieve optimum combustion without being influenced by the process air.



Flexible configuration options

Two burner types are available. The LC type is a narrow, low capacity burner available in lengths up to 6 meters. The HC type is a wide, high capacity burner available in lengths up to 3 meters.


Each burner is configured for the requirements of specific applications. They are assembled with multiple, interchangeable burner modules of 300 mm length.

High performance and low emissions

- LC type - inputs (gross) per 300mm module available from 8,900 to 540,000 BTU/hr (26 to 158 kW)
- HC type - inputs (gross) per 300mm module available from 900,000 to 2,700,000 BTU/hr (264 to 792 kW)
- Up to 10:1 turn down
- NO_x emissions are less than 10 ppm @ 3% O₂ for the LC type and less than 15 ppm @ 3% O₂ for the HC type
- CO emissions are less than 100 ppm @ 3% O₂

Linnox Burners

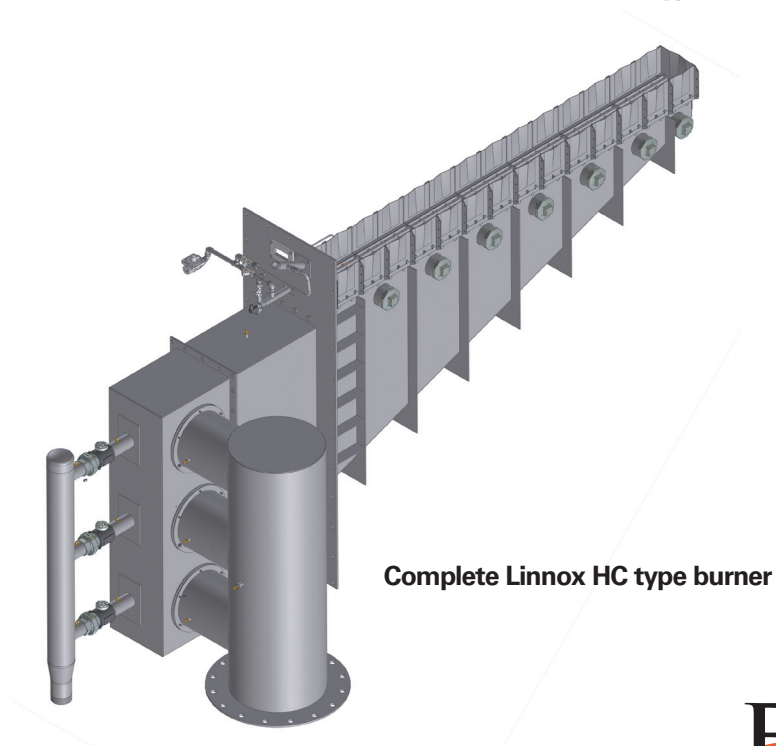
Air heat burners with ultra low emissions.



Linnox HC type burner at maximum input



Linnox LC type burner in a dryer application



Complete Linnox HC type burner

ECLIPSE[®]
Innovative Thermal Solutions



Offered By:

Power Equipment Company
2011 Williamsburg Road
Richmond, Virginia 23231
Phone (804) 236-3800
Fax (804) 236-3882

www.peconet.com